













MULTIPLICATION FACTS WITH VISUALS

Mixed Multiplication

Preparation: Glue this page onto a piece of cardstock (so that the cards are not see through). Cut up the equations and answers (products). Mix up the cards and spread them face-up (simple version), or face down (harder version). Take turns trying to find a pair. Count up the pairs at the end.

| | | | |
|---|--|--|---|
| $\begin{array}{r} 3 \times 3 \\ \hline \end{array}$ | $\begin{array}{r} 3 \\ \times 7 \\ \hline \end{array}$ | 6×0 |  8×2 |
|  9 |  21 | 0 |  16 |
| 2×4 | $\begin{array}{r} 10 \\ \times 10 \\ \hline \end{array}$ |  25 | $\begin{array}{r} 5 \\ \times 3 \\ \hline \end{array}$ |
|  8 |  100 | 5×5 |  15 |
| 3×5 |  12 |  56 | 4×4 |
|  15 | $\begin{array}{r} 2 \\ \times 6 \\ \hline \end{array}$ | 7×8 |  16 |



See our
Math Fun Facts Kit
for more cards, games
and worksheets.

